

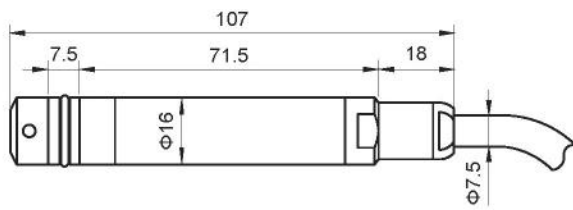


PI Pressure Transmitter

Pressure transmitter is the most commonly used in industrial production of a sensor, It is widely used in various industrial control environment, involved in water conservancy and hydropower, railway transportation, intelligent buildings, production control, aerospace, military industry, petrochemical, oil, electric power, ships, machine tools, pipe and so on industry.

Pressure transmitter is mainly ceramic piezoresistive pressure transmitter, capacitance pressure transmitter, diffusion silicon pressure transmitter, strain type pressure transmitter, pressure transmitter, sapphire sputtering film pressure transmitter, etc.,

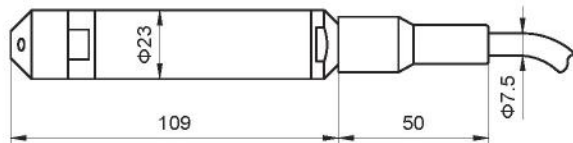
PI633 type Submersible pressure level transmitter



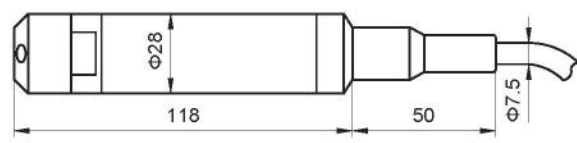
PI632



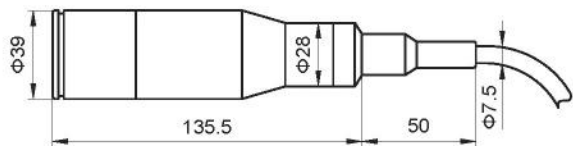
PI633



PI635



PI636



PI638

Main technical parameters

Measurement range	Positive pressure		Negative pressure		Absolute pressure	
	Min range	Max range	Min range	Max range	Min range	Max range
	2kPa	2MPa	-2kPa	-100kPa	5kPa	2MPa
Accuracy	0.2%F.S. , 0.5%F.S.					
Power supply	12 ~ 30VDC , 24VDC					
Output signal	4~20mA , 0~20mA , 1~5VDC , 0~10VDC , 0~5VDC , Customizable					
Temperature range	Compensation Temperature		Medium Temperature	Operating Temperature	Storage Temperature	
	0 ~ 50°C , -10 ~ 80°C , Customizable		-10 ~ 70°C	-10 ~ 70°C	-20 ~ 70°C	
Temperature drift	0.02%F.S./°C					
Electrical connection	Directly lead , Terminals , Customizable					
Protection class	Input probe : IP68 , Junction Box : IP67					
Installation	M42×1.5 (M) , Flange DN50 PN1.0MPa , Customizable					
Anti-vibration	20g , 20 ~ 5000Hz					
Anti-shock	100g , 11ms					
The probe material	SUS304 , SUS316					
Operational life	> 1×10 ⁸ Pressure Cycling					

PI6 type Submersible pressure level transmitter selection table

Submersible Pressure Transmitter

<p>G: Gauge Pressure; N: Composite gauge pressure (positive & negative pressure) A: Absolute pressure</p>													
<p>C: Cable type; P: Rod type(connection length less than 3m); Y1: Customized</p>													
<p>F: 4~20mA two wire H: 4~20mA/Hart; S: RS485/Modbus RTU; V: 1~5VDC three wire Y2: Customized</p>													
<p>4: SUS304, 6: SUS316, 5: SUS304 coated PTFE 3: PVC; Y3: Customized</p>													
<p>M: null T: Male thread M42x1.5, E: GBDN50PN1.0MPa(GB/T9119-2000) Y4: Customized</p>													
<p>3: PVC (no price within 5 meters); C: PUR (no price within 5 meters); 4: SUS304, 6: SUS316, Y5: Customized</p>													
<p>C: ATM within 80°C T: high-temp 200°C Y6: Customized</p>													
<p>A: Standard type B: Flush type C: Half-flush type;</p>													
<p>Unit: mm ; eg: (1000mm)</p>													
<p>Unit: mm ; eg: (2000mm)</p>													
<p>2: 0.2% F.S; 5: 0.5% F.S; Y7: Customized</p>													
<p>A: without local display; C: LCD digital range display Y8: Customized</p>													
<p>S: Standard type(Non-Ex-proof); I: Intrinsically safe type ExiallCT6 D: Explosion proof ExdIICT6 Y9: Customized</p>													
Product Series	Pressure type	Submersible probe connection type	Signal output	Submersible probe wetted parts material	Process connection	Submersible probe connector wetted parts material	Temperature range	Pressure taking way	Measuring range	Submersible probe connector length	Accuracy	Display type	Explosion proof Grade
PI633	-□	□	□	□	□	□	□	□	()	()	□	□	□